

# MACC Mobile for Beginners

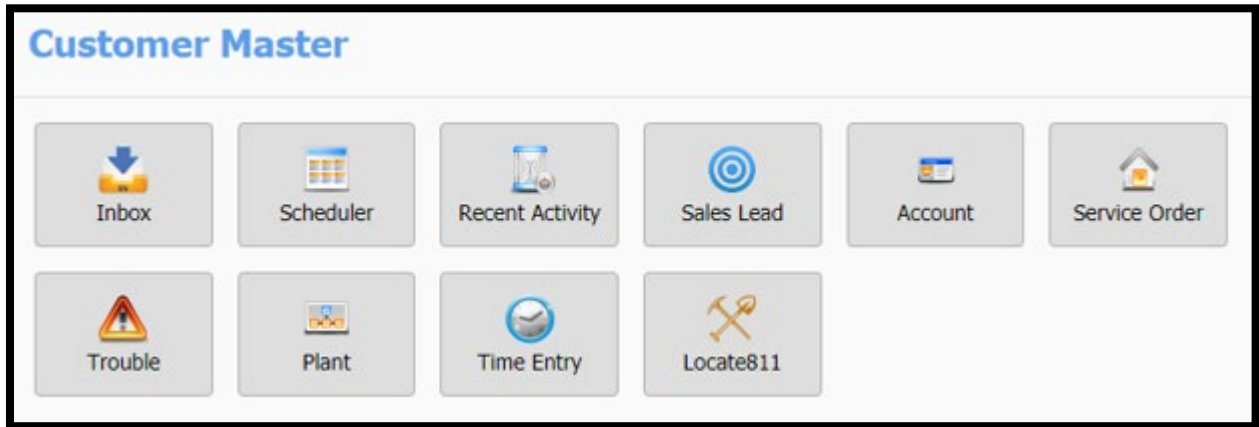
## Pop-Up Training Notes

6/15/2021-6/17/2021

- **Log In**

- Device requirements
- User Name and Password
- Choose DB

- **Home Screen**



- **Inbox**

Service Order	
Mine	7
Department	45
All	45
Trouble	
Mine	0
Department	5
Work Group	0
All	47
Sales Lead	
Mine	0
Department	14
All	14

- **Service Order**

- Overview
- Account Tier
- Customer Tier
- Network Tier

The screenshot shows a 'Networks' section with three entries. Each entry includes a description, address, and status. The first entry is labeled 'CBL: 3195557437', the second 'INT: 3195557437', and the third 'TEL: (319)555-7437'. All entries have the same description: 'CRYZ ZIMA'S PIE FACTORY', address: '123 PLANT TEST DR BLAIR, NE 68008', and status: 'New'. Each entry has a right arrow and a dropdown arrow. An orange menu icon is visible in the bottom right corner.

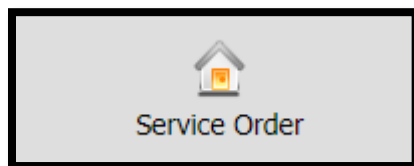
- Nodes

The screenshot shows a list of nodes. Each node has a label on the left and a 'Pending' status with a right arrow on the right. The nodes are: USP, OCC, Equipment, Plant, Custom, and Comments.

- Extra



- Search

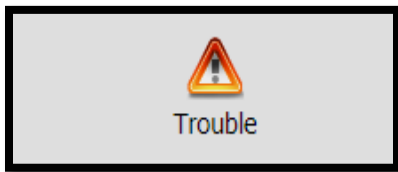


- **Trouble Ticket**

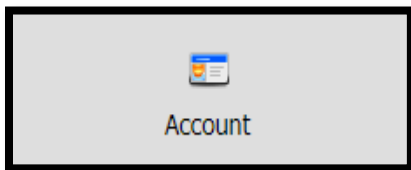
- Overview
- Extra
- Create New



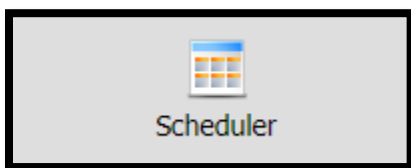
- Search



- **Account Search**



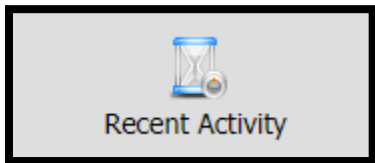
- **Scheduler**



- **Plant**



- **Recent Activity**



- **Locate 811**

